




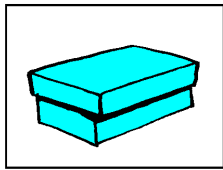

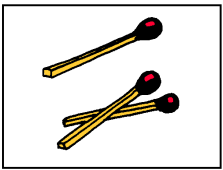


Objectif: Trouver la syllabe de départ d'un mot et la syllabe de fin d'un autre mot pour en créer un nouveau

# Asso-syllabes 1

1. écris la première syllabe de la première image	2. écris la dernière syllabe de la deuxième image	3. écris le mots avec ces deux syllabes	4. Découpe et colle la bonne image
		amis 	 



Handwriting practice for the example word 'amis':

Line 1: 'a' and 'mi' with arrows pointing to a box containing an image of two children.



Line 2: 'amis' written on a blue-lined background.

Blank handwriting practice for the first exercise:

Line 1: A vertical pink line and a vertical blue line on a blue-lined background.

Line 2: A box with arrows pointing to it from the lines above.

Line 3: A vertical pink line and a vertical blue line on a blue-lined background.



Blank handwriting practice for the second exercise:

Line 1: A vertical pink line and a vertical blue line on a blue-lined background.

Line 2: A box with arrows pointing to it from the lines above.

Line 3: A vertical pink line and a vertical blue line on a blue-lined background.

Blank handwriting practice for the third exercise:

Line 1: A vertical pink line and a vertical blue line on a blue-lined background.

Line 2: A box with arrows pointing to it from the lines above.

Line 3: A vertical pink line and a vertical blue line on a blue-lined background.

